


TOPLINE SECURITIES (PRIVATE) LIMITED


***STATEMENT OF NET CAPITAL BALANCE
AS AT JUNE 30, 2015***

NET CAPITAL BALANCE CERTIFICATE

This is to certify that the Net Capital Balance of **Topline Securities (Private) Limited** Corporate TRE Certificate Holder of Karachi Stock Exchange Limited, as defined under Rule 2(d) of, and Third Schedule to Securities and Exchange Rules, 1971; amounted to PKR 235,633,060/- (Two Hundred Thirty-Five Million Six Hundred Thirty-Three Thousand Sixty Only) as at June 30, 2015.

We further confirm that the above Net Capital Balance of **Topline Securities (Private) Limited** is calculated/arrived at on the basis of number/figures duly audited.


Naveed Zafar Ashfaq Jaffery & Co.
Chartered Accountants



Karachi

Dated: September 15, 2015


TOPLINE SECURITIES (PRIVATE) LIMITED

NET CAPITAL BALANCE AS AT JUNE 30, 2015

(Excess of Current Assets over Current Liabilities as determined in accordance with the rule 2 (D) and the Third Schedule of The Securities and Exchange Rules, 1971)

DESCRIPTION	VALUATION BASIS	VALUE (Amount in Rupees)
<u>CURRENT ASSETS</u>		
Cash in hand	As per book value	9,140
Cash at bank:		
- Pertaining to brokerage house	As per book value	10,545,364
- Pertaining to clients	As per book value	44,242,487
Deposits against exposure with KSE	As per book value	207,342,760
Deposits against MTS Exposure Margin with NCCPL	As per book value	3,744,626
		265,875,237
Total bank balances	As per book value	265,884,377
Trade Receivable		
	Book Value	70,367,099
	Less: overdue for more than 14 days	(27,518,037)
		42,849,062
Investment in Listed Securities in the name of broker		
	Market value	-
	Less: 15% discount	-
		-
Securities purchased for client	Securities purchased for the client and held by the member where the payment has not been received within 14 days.	21,417,114
Listed Term Finance Certificates/Corporate Bonds (Not less than BBB grade)	Market value	-
	Less: 10% discount	-
		-
Federal Investment Bonds	Market value	25,996,414
	Less: 5% discount	1,299,821
		24,696,593
Treasury bills	Market value	-
		354,847,146
<u>CURRENT LIABILITIES</u>		
Trade Payable	Book value	57,720,053
	Less: Overdue for more than 30 days	(8,364,563)
		49,355,490
Other liabilities	As classified under the generally accepted accounting principles.	61,494,033
Trade payables overdue by 30 days		8,364,563
		119,214,086
NET CAPITAL AS AT JUNE 30, 2015		235,633,060

CHIEF EXECUTIVE



DIRECTOR

